



C2G[®]
A brand of **legrand**[®]

DATA SHEET

HDMI HDBaseT + USB-C, 3.5mm, and USB-B to A over Cat Extender Dual Gang Wall Plate Transmitter to Box Receiver - 4K 60Hz

Allows a 4K HDMI source to be extended up to 130ft to a 4K display using a single Cat6a Ethernet cable.

OVERVIEW

The HDMI HDBaseT + USB-C (USB 3.1 Gen2 for video), 3.5mm, and USB-B to A (for data) over Cat Extender Dual Gang Wall Plate Transmitter to Box Receiver - 4K 60Hz allows a 4K HDMI source to be extended up to 130ft to a 4K display using a single Cat6a Ethernet cable. This is an ideal solution where USB must be extended alongside HDMI video and audio to interactive whiteboards and displays in conference rooms, classrooms, lecture halls, and many other installation needs that are far beyond the length limitations of standard HDMI cabling.

The transmitter extends HDMI, USB-C, and high speed USB 2.0 signals over a single Cat5e, Cat6 or Cat6a network patch cable. Extend 4K HDMI or USB-C up to 115 feet and 1080p up to 230 feet using a Cat5e or Cat6 cable. For longer 4K distances, extend 4K HDMI or USB-C up to 130 feet using a Cat6a cable.

This HDMI HDBaseT Extender is HDCP 2.2 compliant, making sure that the connection between the source and display is secure. Automatic switching is supported by the transmitter, connecting to the last active source. One-way analog audio pass through is supported from the transmitter to the receiver. High speed USB 2.0 pass through is supported over HDBaseT up to 230ft for KVM control of devices such as USB cameras, keyboards, mice, etc. With PoH support, the receiver can send power to the wall plate transmitter, so no additional power adapter is required, allowing for greater flexibility in installations. Support this HDBaseT system that is already deployed in the field by upgrading firmware through the Micro-USB port on front panel of the wall plate transmitter, and upgrade the firmware through the RS232 port on rear panel of the receiver.

Note: Ensure a solid reliable connection between the 4K HDMI HDBaseT Extender and critical equipment. We suggest using HDMI Cables with gripping connectors that provide greater port retention than standard HDMI connectors.

Note: Stranded Cat5e/6/6a patch cables may be used for HDMI extension applications up to 230ft. Shielded, solid conductor Cat6 or HDBaseT Certified Cat6a network cabling is recommended for applications where the category cable must be coiled, is run near other high-frequency signaling cables, or in high EMI/RFI environments. For best performance use an HDBaseT Certified Cat6a Patch Cable.

ITEM DESCRIPTION

ITEM	DESCRIPTION
C2G31011	The HDMI HDBaseT + USB-C (USB 3.1 Gen2 for video), 3.5mm, and USB-B to A (for data) over Cat Extender Dual Gang Wall Plate Transmitter to Box Receiver - 4K 60Hz allows a 4K HDMI

ADDITIONAL TECHNICAL SPECS

Transmitter

- Chipset: VS210
- Video Input: 1 x HDMI; 1 x USB-C (Video Only, Data and Power Delivery not supported through USB-C port)
- Input Video Signal: HDMI (4K@60Hz YUV 4:2:0, HDCP 2.2), USB-C DP Alt mode
- Video Output: 1 x HDBT OUT (RJ-45)
- Output Video Signal: HDBT 2.0
- Audio Input: 1 x HDMI; 1 x USB-C; 1 x Audio In (Unbalanced stereo 3.5mm)
- Audio Format: HDMI/USB-C: Supports multi-channel audio formats, including PCM 2.0/5.1/7.1, Dolby TrueHD, Dolby Atmos, DTS-HD Master Audio and DTS:X
- Audio In: Stereo
- USB Pass-through: USB 2.0
- USB Port Type: USB-B
- Maximum Pixel Clock: 340Mhz
- Maximum Data Rate: 10.2Gbps
- Control Method: Auto switching, front panel buttons, API commands

Receiver

- Chipset: VS210
- Video Input: 1 x HDBT IN (RJ-45)
- Input Video Signal: HDBT 2.0
- Video Output: 1 x HDMI OUT
- Output Video Signal: HDMI (4K@60Hz YUV 4:2:0), HDCP 2.2
- Input Video Level: 0.5~1.0V p-p
- Maximum Pixel Clock: 340MHz
- Audio Format: HDMI Out: Supports multi-channel audio formats, including PCM 2.0/5.1/7.1, Dolby TrueHD, Dolby Atmos, DTS-HD Master Audio and DTS:X
- Audio Out: Stereo
- USB-A Port Amperage: 1.4A max on top 2 USB-A ports; 0.6A max on bottom 2 USB-A ports

TRANSMISSION DISTANCE

- Cat 6a/7 cable, extends 4Kx2K@60Hz (4:2:0) signal up to 40m/130ft and 1080P@60Hz signal up to 70m/230ft
- Cat 5e cable, extends 4Kx2K@60Hz (4:2:0) signal up to 35m/115ft and 1080P@60Hz signal up to 60m/200ft

ELECTRICAL SPECIFICATIONS

Transmitter

- Power Supply: Can be powered by the connected receiver or local power supply through the 12V phoenix connector
- Power Consumption (Max): 7.8W

Receiver

- Power Supply: DC 12V 3A
- Power Consumption (Max): 8W

PHYSICAL SPECIFICATIONS

- Port Connections: (1) USB-B Female (for data), (1) 3.5mm Female, (1) USB-C Female (USB 3.1 Gen2 for video), (1) HDMI Female, (1) RJ-45 Female, (1) USB Micro-B Female
- Operating Temperature: 0°C to 45°C (32°F to 113°F)
- Storage Temperature: -20°C to 70°C (-4°F to 158°F)
- Humidity: 10% to 90%, Non-Condensing
- ESD Protection: Human-body Model: ±8kV (Air-gap discharge) / ±4kV (Contact discharge)

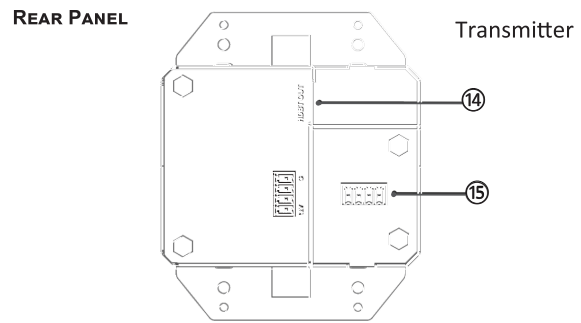
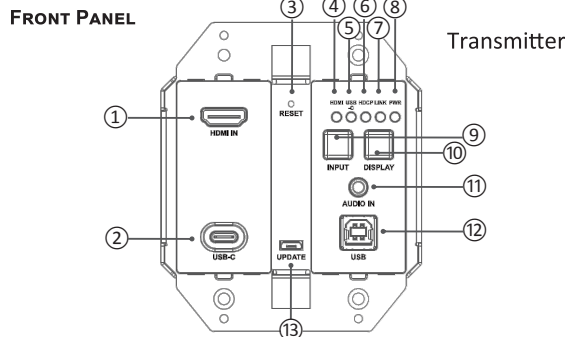
PHYSICAL CHARACTERISTICS

Transmitter

- Device Dimension (W x H x D): 89mm x 38.4mm x 105.6mm / 3.5" x 1.51" x 4.16"
- Product Weight: 0.3kg / 0.66lb

Receiver

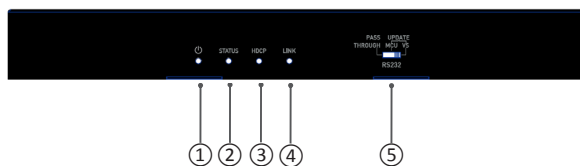
- Device Dimension (W x H x D): 210mm x 25mm x 90.2mm / 8.27" x 0.98" x 3.55"
- Product Weight: 0.46kg / 1.01lbs



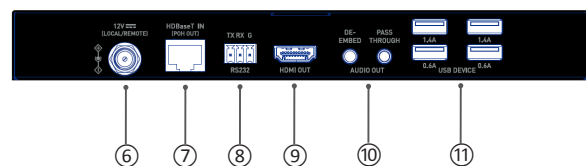
FRONT PANEL	DESCRIPTION
1	HDMI IN Connect to an HDMI source using an HDMI cable.
2	USB-C IN Connect to a USB-C source using a USB-C cable.
3	Reset Button Restore factory defaults. When the transmitter is powered on, use a pointed stylus to hold down button for five or more seconds and then release.
4/5	HDMI / USB-C LED LED On: Only one light will be on at a time, indicating which input is selected.
6	HDCP LED On: HDCP protected content is being transmitted. Blinking: Non-HDCP protected content is being transmitted. Off: No content is being transmitted.
7	Link LED On: HDBT link is normal. Off/Blinking: No HDBT link or link error.
8	Power LED On: Power is applied to the device. Off: No power is applied to the device.

9	INPUT Button Short press: Switch input source.
10	DISPLAY Button Short press: Turn display on. Long press: 3 seconds to turn off display.
11	AUDIO IN Connect one-way analog audio pass through from wall-plate transmitter to receiver.
12	USB-B Host Port Supports USB 2.0 pass through over HDBT.
13	USB Micro-B IN Supports firmware updates or controlling the transmitter through API commands.
REAR PANEL	DESCRIPTION
14	HDBT OUT Connect to the receiver via a Cat 5e/6/6a/7 cable.
15	Power Pins 12V and G are used for local DC 12V input.

Receiver



Receiver



FRONT PANEL	DESCRIPTION
1	Power LED On: Power is applied to the device. Off: No power is applied to the device.
2	Status LED Blinking: The device is working properly. Off: The device is not working properly.
3	HDCP LED On: HDCP protected content is being transmitted. Blinking: Non-HDCP protected content is being transmitted. Off: No content is being transmitted.
4	Link LED On: HDBT link is normal. Off/Blinking: No HDBT link or link error.
5	RS232 DIP Switch Pass-through (default): For controlling the transmitter for input selection. MCU: For MCU firmware update. VS: For VS firmware update. Note: Transmitter and receiver must be updated individually.

REAR PANEL	DESCRIPTION
6	DC 12V DC 12V power input; connect to the power adapter provided.
7	HDBT IN Connect to the transmitter via a Cat 5e/6/6a cable.
8	RS232 For RS232 pass-through or firmware upgrade, and can be set through DIP switch on front panel.
9	HDMI OUT Connect to an HDMI display using an HDMI cable.
10	2x Audio Out Unbalanced stereo audio output. De-embed: For audio de-embedding from the HDMI output. Pass-through: For audio pass-through from Audio In port on the transmitter to this port.
11	4x USB-A Connect to USB devices such as keyboard, mouse, USB camera, etc. Note: USB ports support USB 2.0 standards with a maximum of 1.4A for the top two ports and 0.6A on the bottom two ports. USB cameras are recommended to be connected into one of the top two 1.4A ports.



LEGRAND | AV COMMERCIAL BRANDS

C2G | Chief | Da-Lite | Luxul | Middle Atlantic | Vaddio | Wiremold

SIMPLIFIED CONNECTIVITY

USA 800.506.9607 | c2g.com | legrandav.com | customer-service@c2g.com

EMEA +31 495 580 840 | c2g.com/uk | legrandav.com | c2g.emea@av.legrand.com

©2022 Legrand AV Inc. 220446 Rev A 7/22 C2G is a registered trademark of Legrand AV Inc. All other brand names or marks are used for identification purposes and are trademarks of their respective owners. All patents are protected under existing designations. Other patents pending.